


QUARTERLY PHYSICAL REPORT OF OPERATION
As of September 30, 2025


Department : State Universities and Colleges (SUCs)
Agency/Entity : Central Philippines State University
Operating Unit : < not applicable >
Organization Code (UACS) : 08 063 0000000


Particulars	UACS CODE	Physical Target (Budget Year)					Physical Accomplishment (Budget Year)					Variance as of September 30, 2025	Remarks
		1st Quarter	2nd Quarter	3rd Quarter	4th Quarter	Total	1st Quarter	2nd Quarter	3rd Quarter	4th Quarter	Total		
1	2	3	4	5	6	7	8	9	10	11	12	13	14
HIGHER EDUCATION PROGRAM													
OO : Relevant and quality tertiary education ensured to achieve inclusive growth and access of poor but deserving students to quality tertiary education increased													
Outcome Indicator(s)													
1. Percentage of first-time licensure exam takers that pass the licensure exams													
2. Percentage of graduates (2 years prior) that are employed													
Output Indicator(s)													
1. Percentage of undergraduate students enrolled in CHED-identified and RDC-identified priority programs													

m/hgn
Guillermo
Perkins

Particulars	UACS CODE	Physical Target (Budget Year)					Physical Accomplishment (Budget Year)					Variance as of September 30, 2025	Remarks
		1st Quarter	2nd Quarter	3rd Quarter	4th Quarter	Total	1st Quarter	2nd Quarter	3rd Quarter	4th Quarter	Total		
1	2	3	4	5	6	7	8	9	10	11	12	13	14
2. Percentage of undergraduate programs with accreditation		100% (53/53)	-	-	-	100% (53/53)	97.96% (48/49)	-	-	-	97.96%	-2.04%	(48/49) - As of the 1st Quarter of 2025, 97.96% of undergraduate programs of CPSU have been accredited through strong stakeholder engagement, active collaboration, unwavering support from university leadership, the use of digital and cloud storage platforms, and continuous follow-up and strict compliance with all required documents. For this year's target, the Bachelor of Science in Agribusiness program at Candori, Ilog, Moises Padilla, and Victorias Campuses is scheduled for a Preliminary Survey Visit (PSV) on September 15-19, 2025. If they pass, they will be granted Candidate Status after three months, valid for two years. However, they will not yet be considered accredited programs but will be recognized as accreditable programs. Meanwhile, the Bachelor of Science in Fisheries program at Ilog Campus is set for its 1st Survey Visit on the same dates, September 15-19, 2025. If it meets the accreditation requirements, it will be granted Level I Accredited Status
RESEARCH PROGRAM	3202000000000000												
OO : Higher education research improved to promote economic productivity and innovation													
Outcome Indicator(s)													
1. Number of research outputs in the last three years utilized by the industry or by other beneficiaries		3	4	4	1	12	1	4	5		10	-2	- Research outputs were extended to the target beneficiaries in the extension activities waiting for their approval of utilization
Output Indicator(s)													
1. Number of research outputs completed within the year		9	18	18	5	50	45	8	10		63	13	- Conducted the 2nd Research In-House review for Completed Studies
2. Percentage of research outputs published in internationally-referred or CHED recognized journal within the year		2.03% (3/148)	4.05% (6/148)	4.05% (6/148)	2.70% (4/148)	12.83% (19/148)	0.67% (1/148)	4.05% (6/148)	6.76% (10/148)		11.48% (17/148)	1.35% (2/148)	- Strong publication support to the proponents







Particulars	UACS CODE	Physical Target (Budget Year)					Physical Accomplishment (Budget Year)					Variance as of September 30, 2025	Remarks
		1st Quarter	2nd Quarter	3rd Quarter	4th Quarter	Total	1st Quarter	2nd Quarter	3rd Quarter	4th Quarter	Total		
1	2	3	4	5	6	7	8	9	10	11	12	13	14
TECHNICAL ADVISORY EXTENSION PROGRAM		3301000000000000											
OO : Community engagement increased													
Outcome Indicator(s)													
1. Number of active partnerships with LGUs, industries, NGOs, NGAs, SMEs, and other stakeholders as a result of extension activities		4	4	4	5	17	0	6	12		18	1	- Disseminate information to all Campus and College Extension Coordinators concerning their respective extension program targets. Clearly communicate the specific objectives, deliverables, and deadlines to ensure alignment with institutional goals.
Output Indicator(s)													
1. Number of trainees weighted by the length of training		1,062	1,125	1,200	863	4,250	562	3630	1482		5674	1424	- Conduct regular follow-ups with each Campus and College Extension Coordinator to monitor the progress of their assigned targets. Provide necessary support, gather updates, and address any challenges or concerns to facilitate timely and effective implementation of extension activities.
2. Number of extension programs organized and supported consistent with the SUC's mandated and priority programs		4	4	4	3	15	2	11	10		23	8	- Close monitoring of all extension programs being organized and supported. This includes tracking the planning, execution, and evaluation stages to ensure quality, relevance, and impact in accordance with the university's extension agenda.
3. Percentage of beneficiaries who rate the training course/s as satisfactory or higher in terms of quality and relevance		23.62% (1,004/4,250)	23.67% (1,006/4,250)	23.79% (1,011/4,250)	23.95% (1,018/4,250)	95% (4,039/4,250)	98% (485/497)	100% (2147/2147)	94% (984/1052)		97%	2%	(3616/3696) Close monitoring of summary evaluation every training (inform every Campus/Department Extension Coordinator that must reach the 95% percent target)

Prepared By:

MARIA CRISTINA T. JANSON-BADAOS, Ph.D.
DIRECTOR, PLANNING AND DEVELOPMENT OFFICE
Date: October 6, 2025 10:36 AM

In coordination with:

SIMILA MAE V. ANABO
BUDGET OFFICER III
Date: October 6, 2025 10:36 AM

Approved By -

ALDINO C. MORACA, Ph.D.
SUC PRESIDENT II
Date: October 6, 2025 10:36 AM